

User | Manual

www.flx.bike
hello@flx.bike



Table of Contents:

02	Dear Customer,
03	Quick Start Guide
05	Components
10	Proper Use & Safety Info
11	Technical Specs
14	LCD Screen
18	LCD Screen: Error Codes
19	Battery Care
20	Cleaning & Care
21	Useful Tips
22	Legal Requirements
23	Legal Disclaimer
24	Legal Details
25	Terms & Conditions



Dear Customer

First off, welcome to the FLX family! We're so happy you're here. We want to thank you from the bottom of our hearts for buying a FLX bike. You've picked a top-of-the-line model and in this manual we're going to break down the basics to make sure that your bike remains in top shape and performs to the highest standard. You're about to experience the ride of your life. In order to get you out and having fun as quickly and as safely as possible please read the chapters: Quick-Start Guide, Useful Tips, and Safety Information. Also we highly recommend familiarizing yourself with local laws for e-bikes and the components of the model that you have before your first ride.

Having trouble sleeping? Check out the chapter Legal Requirements, Disclaimer & Details, we promise it will put you right out.

FLX assumes that all persons involved in: using, repairing, maintaining, cleaning, or disposing of this or any FLX product must have fully read and understood the content and meaning of these operating instructions. Additionally FLX claims no responsibility for any injury or damage resulting in improper use of any FLX product.

Ready to get started? Let's ride!

--Team FLX





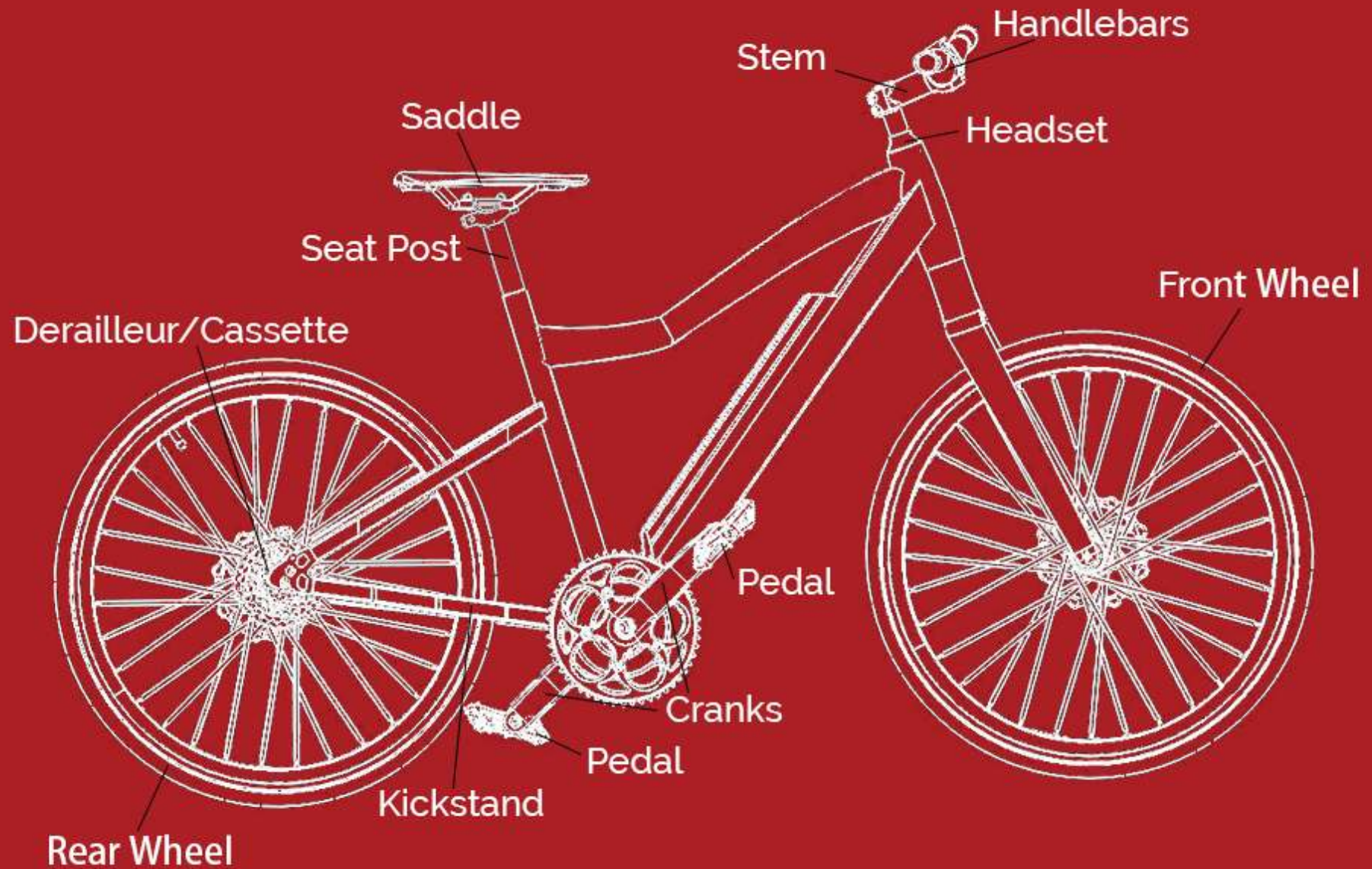
Quick-Start Guide

1. Completely charge the battery before the first use
2. Assemble the Handle Bars
3. Attach the Pedals
4. Mount the Front Wheel



<http://flx.bike/en/manual/>

Components Pt.1



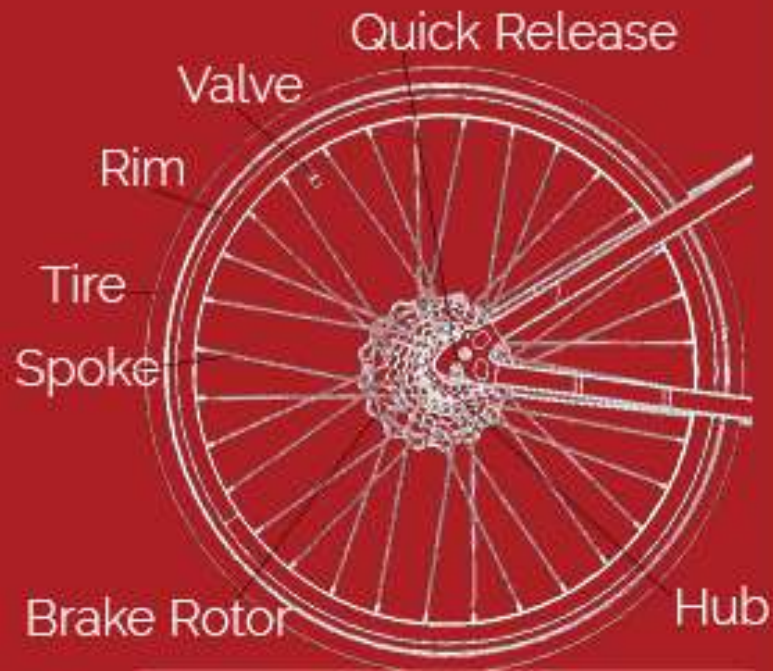
Components Pt.2

Head Tube
Top Tube
Down Tube
Battery
Forks
F. Brake Rotor
F. Drop Out
Crankshaft
Motor



Seat Tube
Seat Stay
Chain Stay
R. Brake Rotor
R. Drop Out

Components Pt.3



Proper Use & Safety Info

Always ensure before riding that all components are attached properly, as neglecting to ensure this may cause issues in the future. Always abide by the local laws of the areas that you ride in.

Here at FLX we're always concerned with your safety, comfort, and happiness. We can't stress enough the use of proper safety equipment in addition to the correct use of any FLX product. While the use of pads and a helmet may not be required by law they will provide an extra layer of protection, and we highly recommend their use. Always wear appropriately bright clothing during the day and use head- and tail- lights at night to increase visibility. Learn and use proper cycling hand signals and always use caution when riding on the road whether or not there is a bike lane.

FLX products were built for high intensity and heavy use, they can stand up to quite a bit of punishment. Please take care of them as rust, dents and other damage can affect the performance. For cleaning information see Cleaning and Care.

Most adjustments to any FLX product can be performed with a basic set of hex wrenches and other basic tool. Larger issues should be handled by a qualified mechanic.



<http://flx.bike/en/index/faq/>

Technical Specs: Roadster



Motor 250w (limited) Bofeili brushless mid motor	Frame 19" 6 series aluminum alloy, integrated battery housing, internal cable routing, accessory mounts	Brakes Tektro Hydraulic Disc with power cutoff 160mm rotors
Battery 36V 13A (468WH) lithium ion, Samsung cells LED charge indicator Lockable USB Port	Fork Custom aluminum alloy, fender eyelets	Rear Derailleur Shimano Alivio 9 speed
Display Backlit LCD with thumb controls	Tires Kenda Koast 27.5x1.5 wire bead	Cassette Shimano 9 speed 11-34t
Assist 5 level pedal assist Thumb throttle	Wheels Samson 27.5" alloy —	Chain KMC 9 speed Chainring 48t

Technical Specs: Trail

Frame

19" 6 series aluminum alloy, integrated battery housing, internal cable routing, accessory mounts

Fork

SR Suntour XCR oil suspension

Tires

Kenda Nevegal 27.5x2.25 wire bead

Wheels

Samson 27.5" alloy

—

Motor

250w (limited) Bofeili brushless mid motor

Battery

36V 13A (468WH) lithium ion, Samsung cells

LED charge indicator

Lockable

USB Port

Display

Backlit LCD with thumb controls

Assist

5 level pedal assist

Thumb throttle

Brakes

Tektro Hydraulic Disc with power cutoff

160mm rotors

Rear Derailleur

Shimano Alivio 9 speed

Cassette

Shimano 9 speed 11-34t

Chain

KMC 9 speed

Chainring

48t



Technical Specs: Attack



Frame

19" 6 series aluminum alloy, integrated battery housing, internal cable routing, accessory mounts

Fork

SR Suntour Epixon air suspension with remote lock out

Tires

Kenda Nevegal 27.5x2.25 wire bead

Wheels

Samson 27.5" alloy

Rear Suspension

SR Suntour air shock with lockout

Motor

250w (limited) Bofeili brushless mid motor

Battery

36V 17A (612WH) lithium ion, Panasonic cells

LED charge indicator

Lockable

USB Port

Display

Backlit LCD with thumb controls

Assist

5 level pedal assist

Thumb throttle

Brakes

Tektro Hydraulic Disc with power cutoff

180mm rotors

Rear Derailleur

Shimano Alivio 9 speed

Cassette

Shimano 9 speed 11-34t

Chain

KMC 9 speed

Chainring

TBD

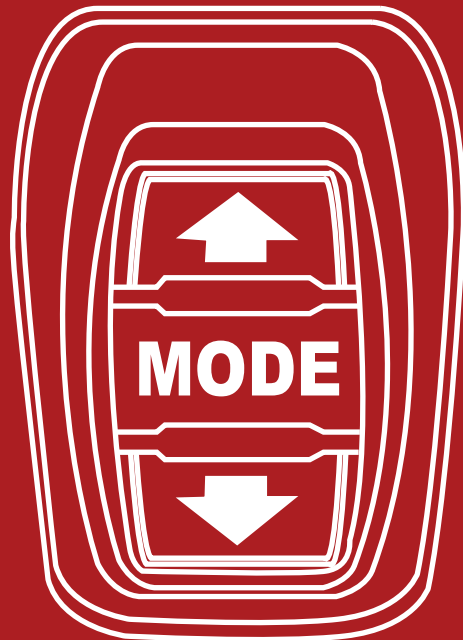
LCD Screen

Our LCD has many functions, and we are just going to cover the basics. For more information visit King Meter SW-LCD Manual. The computer in each screen has already been adjusted for the wheel size of the model that it is mounted on, and that way you can get out and ride as soon as you want!



<http://flx.bike/en/manual/>

LCD Screen: Screen & Controls



LCD Screen: Instructions

To start the computer press and hold the "MODE" button for 1.5 seconds. Once this is done the "Power Level" section of the screen will display the current level of pedal assist active. Default is 0, and maximum is 5. The level of pedal assist can be adjusted by pressing the "UP" or "DOWN" buttons as appropriate. When active the throttle will also be active, and this can be triggered regardless of the level of pedal assist by depressing the throttle lever found on the right-hand grip of the handlebars.

Additionally a walk-assist mode can be activated by pressing "DOWN" for 2.5 seconds. This is a single-speed designed to be an average walking pace, NOT FOR RIDING.

When full, the "Battery Indicator" will show 5 segments, when the battery is low there will be one segment, and to indicate that it needs to be charged the segment will flash at 1Hz.

The backlight can be activated by pressing the "UP" and "MODE" buttons for 3 seconds, similarly it can be turned off by holding the "UP" and "MODE" buttons for 3 seconds. For USB charging, insert the USB cable into the display before turning the display on to activate USB charging mode.



LCD Screen: Programming



Please check the default settings on your bike to ensure they are correct and in compliance with local laws. It is possible to change these defaults by entering the "Programming Mode" by holding both the "UP" and "DOWN" buttons for 2.5 seconds. The options can be cycled through and adjusted as you see fit. To save and exit press the "MODE" button for 3 seconds. You are able to change the settings for:

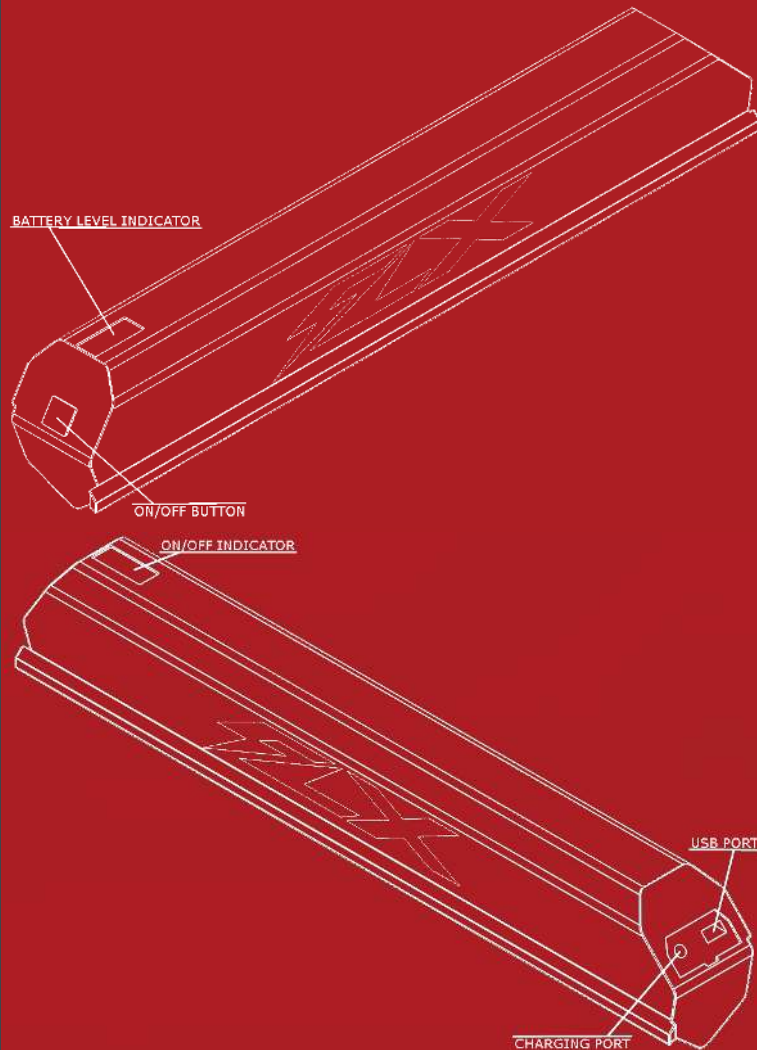
- Wheel Diameter
- Maximum Speed
- Backlight Brightness
- Display Unit (Metric system / British system)

LCD Screen: Error Codes

There is a possibility of error codes appearing on the screen, and this will prevent the motor and computer from functioning until the error is addressed.

Code Number	Definition
21	Abnormal Current
22	Throttle Fault
23	Motor Phase Problem
24	Motor Hall Defect
25	Brake Failed
30	Abnormal Communication

Battery Care



Removing the battery from the bike when storing it for a long period of time is recommended. In this case store it in a cool, dry area away from water. The charge left in the battery should be 50%-75% for long storage times.

Cleaning the battery and battery housing should only be done while disconnected and powered off. Use a dry rag, and if need be a lightly damp rag. DO NOT spray with high-pressured water to prevent damage or possible short-circuiting.

Only charge the battery with the supplied charger as others may not function properly, and this increases the possibility of fire or explosion. Charging the battery during the day in a dry space with a smoke/fire alarm is recommended, while placing the battery on a non-flammable surface. Do not store the charger or battery in a wet place or in direct sunlight. Lithium-ion batteries are meant to be recharged with 10%-15% of the charge remaining to prevent damage to the cells. Keep both the battery and charger out of the reach of children and pets while charging or during 'storage'.

If there appears to be an issue with the charger or battery, stop use immediately and contact either the manufacturer or us at hello@flx.bike.

Cleaning & Care

Whenever you service make sure you turn off and disconnect the battery! Keeping the chain, shifter, and gear cassette properly lubricated will help prolong the life of your bike. The greatest enemy of any bike is rust, so make sure to dry it off after a wet ride, and store it in a dry place. In general, wiping down your bike after a rough ride with some soap and water should be plenty to keep it looking great, just make sure to take special care around the electronics.



Useful Tips



Do not turn on the bike when the brake levers are depressed this will trigger the faulty brake sensor and disable the motor.

Inspect the bolts on a regular basis, to ensure that they are tight and all components are secure. This is especially important if you are riding in demanding conditions. As with all bikes pay particular attention to the crank bolts, as they are subject to more loosening forces than any other bolt.

Regularly check the brake pads, the provided Tektro pads should be replaced if they have:

- Been contaminated
- Less than .8mm of material
- Cracks or deformation

To replace the brake pads or perform other maintenance take it to a qualified professional at your local bike shop.

The bike has a powerful mid-motor which places more stress on the gears than a regular bike. Reducing the force placed on the pedals whilst shifting will prolong the life of the drivetrain.

Properly inflate your tires according to riding conditions. Under-inflated tires are prone to pinch flats, especially if riding off-road or over sharp edges. If you are unsure of the proper pressure read the tire.

Legal Requirements

The regulations for electric bicycles (e-bike/s) are constantly being revised and may change at any time. Obtain information regarding the current legal requirements at both a general and local level to ensure that the user is always up to date and in compliance.

For FLX e-bikes, special legal provisions apply for their limit of use. As an e-bike they can be used both as a purely mechanical bicycle or as a motor assisted means of transportation, in essence they can operate as a bicycle at times and not at other times. Before riding on public roads or trails with a FLX e-bike the user must inform themselves properly on legal requirements enforced in the user's country, state/territory, and city. This information can be acquired by visiting local e-bike retailers, and bicycle or e-bike associations.

The currently valid, national and local regulations also pertain to age restrictions and specify the minimum age a user must be to drive on which part of the road and whether certain driving permits are required. The regulations for children riding on public roads are also found here. It will be made clear if a helmet is required by law, what if any head- or tail- lights are required.



Legal Disclaimer

FLX Bike (the Seller) holds no liability whatsoever for any damage - regardless of what type - or injury to any party involved in improper use, handling, or storage of any FLX electric bicycle, or any of their components.

Additionally, the Seller holds no liability whatsoever for any damage - regardless of what type - or injury to any party involved in the improper maintenance of any FLX electric bicycle, or any component therein.

The Seller holds no liability whatsoever if the use of any attachments or additional components (modification/s), either proprietary or third-party, result in any damage - regardless of what type - or injury to any party. This provision extends beyond modifications sold by the Seller and to any modifications, especially in the case that the user does not ensure that the modifications are meant to be used with FLX electric bike or any of the Seller's other products. In the case that a modification approved by the Seller malfunctions due to user error, improper installation, lack of proper maintenance, improper use or use for anything other than the intended use as explained by the manual of the aforementioned modifications and/or the Seller, the Seller holds no liability whatsoever for any damage - regardless of what type - or injury to any party.



Legal Details

Technical details in the text and illustrations of the translation of these operating instructions are subject to change. The most current form of this FLX User Manual visit flx.bike/manual or email hello@flx.bike.

Any liability whatsoever by the publisher, editor and other third parties for contributions to this document, FLX User Manual, and any resulting damage - regardless of what type - is hereby fully excluded unless it involves a case of gross negligence.

Copyright

No part of this publication may be reprinted, translated, copied or transmitted in any form or by any means, electronic, mechanical, by hand or otherwise for another business purpose without prior written permission of the author or publisher.



Terms & Conditions

These terms and conditions shall apply to all orders entered into by and between any distributor or any end-user of the Goods, whichever the case may be ("Buyer") and FLX BIKE ("Seller"). These terms and conditions and any Seller quotation form submitted herewith or separately shall be collectively referred to hereinafter as the "Agreement." Seller shall accept orders, sell Goods, and do business only upon these terms and conditions. Any additional or different terms in Buyer's purchase order or other purchase documentation are deemed material alterations to this Agreement, and Seller hereby gives notice of its objection to them. The term "Goods" means all items sold and/or provided by Seller to Buyer. ****Price.**** All prices are subject to change. Prices also do not include any federal, state, or local taxes or other governmental charges upon or with respect to the sale, purchase, manufacture, delivery, storage, processing, use, or consumption of any of the Goods provided hereby. Prices are stated in U.S. dollars. PayPal and all major credit cards are accepted.

****Specifications.**** Seller may, at its option, make changes in the designs, specifications or components of the Goods to improve the safety of such Goods, or if in Seller's judgment, such changes will be beneficial to their operation, use, or image. FLX BIKE makes every effort to ensure that posted specifications, images, pricing and product availability are as correct and timely as possible. FLX BIKE reserves the right to make any and all changes deemed necessary in the course of business including but not limited to pricing, product specifications, quantities, and product availability.

****Shipping and Delivery.**** FLX BIKE can ship anywhere there is a notable shipping service (i.e. UPS Ground, FedEx, DHL, etc.). FLX BIKE will not provide information about customs and international fees. Buyer is responsible for researching additional charges for customs and international delivery. Buyer is subject to these additional shipping charges. Title to and risk of loss for the Goods shall pass to Buyer upon delivery of the Goods by Seller to the common carrier for delivery. All time frames provided by Seller, whether verbally or in writing, are good faith estimates of the expected delivery date for the Goods. Seller shall use commercially reasonable efforts to fill Buyer's orders within the time stated but in no event shall Seller be liable for any damages associated with Seller's inability to meet any such time frames or deadlines, including but not limited to incidental or consequential damages arising there from.

****Force Majeure.**** Seller shall not be responsible for any delay in the delivery of, or failure to deliver, Goods due to causes beyond Seller's reasonable control including, without limitation, acts of God, acts of war or terrorism, enemy actions, hostilities, strikes, labor difficulties, embargoes, non-delivery or late delivery of materials, parts and equipment or transportation delays not caused by the fault of Seller, delays caused by civil authorities, governmental regulations or orders, fire, lightening, natural disasters or any other cause beyond Seller's reasonable control. In the event of any such delay, performance will be postponed by such length of time as may be reasonably necessary to compensate for the delay.

****Assembly.**** If Buyer purchases any Goods that require assembly, Buyer shall, at its expense, make all arrangements and connections necessary to install and operate the Goods properly. Buyer shall assemble the Goods in accordance with any Seller instructions or recommendations and shall indemnify Seller against any and all damages, demands, suits, causes of action, claims and expenses (including actual attorneys' fees and costs) arising directly or indirectly out of Buyer's failure to properly install the Goods.

****Use of Goods.**** Buyer is responsible for using and maintaining the Goods properly and safely in accordance with any required laws and/or as set forth in manuals and instruction sheets furnished by Seller.

Terms & Conditions

Warranty.

FLX BIKE warrants that all new FLX products are warranted to the Buyer against manufacturing defects in materials and/or workmanship for a period of (1) year from the date of delivery. The warranty period is calculated from the point of delivery. The original receipt of purchase is required to establish proof of purchase and must be provided to FLX BIKE for all warranty claims. FLX BIKE will require the customer to complete a MANDATORY standard procedure for warranty claims that will involve media such as photos and videos to help FLX BIKE after sales staff establish the fault with the product.

Only the individual components themselves are covered by the warranty. The removal, assembly, and tuning requirements of the component is borne by the customer making the claim. The costs/inconvenience caused by the loss of use of the product, is not covered whilst the warranty procedure takes place. The warranty for replacement components will be based on the date of delivery. Under no circumstance will a replacement component have a warranty date different than the original date of delivery. If a replacement is necessary due to a defect in materials and/or workmanship, then upon return to FLX, the component will be replaced during the warranty period.

FLX will have no obligation under this limited warranty in the event the product is damaged or destroyed as a result of any of the following events: component use on a non FLX product, damage or destruction by abuse; collision; theft; improper maintenance or mishandling of the product; natural forces such as wind, lightning, hail, etc.; any willful or negligent act; penetration, or opening of the product casings in any manner. Replacement will be honored only by FLX.

This is FLX's exclusive warranty. No party is granted express or implied authority to change or annul this warranty in any manner. Implied warranty including that of merchant-ability and fitness for a particular purpose are expressly limited in duration to the duration of this warranty. FLX disclaims any liability for special, incidental or consequential damages.

This warranty is not meant to suggest or imply that the products cannot be broken or will last forever. It does mean that the product is covered subject to the terms of the warranty.

This warranty applies only to the original Buyer of the product and is not transferable to subsequent owners or any other party. This warranty is void if the product is subjected to abuse, neglect, improper repair, improper maintenance, alteration, modification, an accident or other abnormal, excessive, or improper use, at the sole discretion of FLX.

Warranty Exclusions.

This warranty does not cover:

- normal wear and tear
- damage or failure from abuse, neglect, misuse, or accident
- damage from stunt riding, ramp jumping, acrobatics, competitive events, such as bicycle racing, bicycle motocross racing, or similar activities or any activity that is not consistent with the intended use of the product
- damages resulting from improper charging of the battery pack or use of any charger not supplied by FLX
- installation of any parts, accessories, or electrical component(s) not originally intended for or compatible with the product as sold, or any modification of the frame or any component(s) originally supplied; tires, brake pads, chains, lights, motors, battery packs, displays, or vehicle controllers that have been opened for any purpose whatsoever, other than by FLX
- All warranties are void if the product is used for any purpose other than the reasonable intended use of the product. Additionally, this warranty does not cover damage associated with commercial use.
- Aftermarket components or modifications

All implied warranties, including the warranties of merchantability and fitness for a particular purpose, are limited in duration to that of the express warranties stated above.

Terms & Conditions

These terms and conditions shall apply to all orders entered into by and between any distributor or any end-user of the Goods, whichever the case may be ("Buyer") and FLX BIKE ("Seller"). These terms and conditions and any Seller quotation form submitted herewith or separately shall be collectively referred to hereinafter as the "Agreement." Seller shall accept orders, sell Goods, and do business only upon these terms and conditions. Any additional or different terms in Buyer's purchase order or other purchase documentation are deemed material alterations to this Agreement, and Seller hereby gives notice of its objection to them. The term "Goods" means all items sold and/or provided by Seller to Buyer.

****Price.**** All prices are subject to change. Prices also do not include any federal, state, or local taxes or other governmental charges upon or with respect to the sale, purchase, manufacture, delivery, storage, processing, use, or consumption of any of the Goods provided hereby. Prices are stated in U.S. dollars. PayPal and all major credit cards are accepted.

****Specifications.**** Seller may, at its option, make changes in the designs, specifications or components of the Goods to improve the safety of such Goods, or if in Seller's judgment, such changes will be beneficial to their operation, use, or image. FLX BIKE makes every effort to ensure that posted specifications, images, pricing and product availability are as correct and timely as possible. FLX BIKE reserves the right to make any and all changes deemed necessary in the course of business including but not limited to pricing, product specifications, quantities, and product availability.

****Shipping and Delivery.**** FLX BIKE can ship anywhere there is a notable shipping service (i.e. UPS Ground, FedEx, DHL, etc.). FLX BIKE will not provide information about customs and international fees. Buyer is responsible for researching additional charges for customs and international delivery. Buyer is subject to these additional shipping charges. Title to and risk of loss for the Goods shall pass to Buyer upon delivery of the Goods by Seller to the common carrier for delivery. All time frames provided by Seller, whether verbally or in writing, are good faith estimates of the expected delivery date for the Goods. Seller shall use commercially reasonable efforts to fill Buyer's orders within the time stated but in no event shall Seller be liable for any damages associated with Seller's inability to meet any such time frames or deadlines, including but not limited to incidental or consequential damages arising there from.

****Force Majeure.**** Seller shall not be responsible for any delay in the delivery of, or failure to deliver, Goods due to causes beyond Seller's reasonable control including, without limitation, acts of God, acts of war or terrorism, enemy actions, hostilities, strikes, labor difficulties, embargoes, non-delivery or late delivery of materials, parts and equipment or transportation delays not caused by the fault of Seller, delays caused by civil authorities, governmental regulations or orders, fire, lightening, natural disasters or any other cause beyond Seller's reasonable control. In the event of any such delay, performance will be postponed by such length of time as may be reasonably necessary to compensate for the delay.

****Assembly.**** If Buyer purchases any Goods that require assembly, Buyer shall, at its expense, make all arrangements and connections necessary to install and operate the Goods properly. Buyer shall assemble the Goods in accordance with any Seller instructions or recommendations and shall indemnify Seller against any and all damages, demands, suits, causes of action, claims and expenses (including actual attorneys' fees and costs) arising directly or indirectly out of Buyer's failure to properly install the Goods.

****Use of Goods.**** Buyer is responsible for using and maintaining the Goods properly and safely in accordance with any required laws and/or as set forth in manuals and instruction sheets furnished by Seller.

Terms & Conditions

****Warranty Procedure.****

Proof of purchase must be provided. To qualify for warranty services, a Warranty Product Return Authorization Number ("WPRAN") must be obtained by the original purchaser from FLX. The original Purchaser must contact a FLX representative to discuss the problem with the product and to obtain a WPRAN. Upon issuance of a WPRAN, the product component(s) must be returned to FLX. The original Purchaser is responsible for the return of the product, undamaged in transit, to FLX for warranty work and for the costs associated with shipping the component(s) when returning them. If FLX BIKE determines a warranty claim is valid and conforms with this warranty, FLX will provide replacement component(s).

For valid warranty claims hereunder, FLX will reimburse the original Purchaser for shipping costs incurred as a result of returning the product to FLX for warranty work at standard ground shipping rates, and FLX will pay for shipping costs to return the product to the original.

****Limited Remedy.**** Unless otherwise provided, the sole remedy under the above warranty, or any implied warranty, is limited to the replacement of defective parts at the sole discretion of FLX BIKE. In no event shall FLX BIKE be responsible for direct, incidental or consequential damages, including, without limitation, damages for personal injury, property damage, or economic losses, whether based on contract, warranty, negligence, product liability, or any other theory.

****Cancellation.**** Buyer has a 10 day period to cancel an order for a full refund. After the cancellation period, no refunds will be awarded. The Goods will be delivered with no returns.

****Modification.**** Buyer has a 10 day period to modify an order at no additional cost beyond the published price of Goods. After the modification period, Buyer is subject to a minimum \$100 administration fee at manufacturer's discretion. All modifications are subject to availability. There is no guarantee these modifications can be made unless approved by FLX BIKE. To file a modification claim, email hello@flx.bike with your original order confirmation.

****Returns.****

Our extensive quality control means that our products are thoroughly tested and ultra-reliable by industry standards. All products are warranted to work as described on arrival and for the warranty period. If there is a warranty claim, it will be assessed by FLX BIKE and new parts will be delivered upon claim's approval. FLX BIKE will accept the return of warranted components. If there is a major fault with the product, contact FLX BIKE immediately. FLX BIKE will not accept returns for change of mind.



Contact Us!

flx.bike
hello@flx.bike
Follow us: @flx.bike



<http://flx.bike/en/manual/>



<http://flx.bike/en/terms-and-conditions/>

